



Real life. Real answers.

239.597.1666
239.597.7725 Fax

www.NABOR.com
www.NaplesArea.com

1455 Pine Ridge Road
Naples, FL 34109



Overall Market Statistics By Price

	# Pending				# Closed				Median Closed Price (,000's)				Inventory		Average DOM		
	July 2009	July 2010	12-month ending 7/2009	12-month ending 7/2010	July 2009	July 2010	12-month ending 7/2009	12-month ending 7/2010	July 2009	July 2010	12-month ending 7/2009	12-month ending 7/2010	July 2009	July 2010	July 2009	July 2010	
\$0-\$300K	549	577	5,493	6,849	474	334	4,206	5,618	\$ 130	\$ 125	\$ 139	\$ 137	4,382	4,597	130	141	
\$300K-\$500K	108	81	991	1,358	106	82	839	1,123	\$ 386	\$ 386	\$ 375	\$ 375	1,791	1,490	199	172	
\$500K-\$1M	63	52	718	918	62	67	586	794	\$ 640	\$ 695	\$ 650	\$ 660	1,660	1,386	214	262	
\$1M-\$2M	17	31	262	412	20	31	241	341	\$ 1,325	\$ 1,295	\$ 1,350	\$ 1,300	841	732	319	241	
\$2M+	15	19	191	248	13	20	169	210	\$ 3,000	\$ 4,200	\$ 2,820	\$ 3,000	685	526	444	331	
TOTAL	752	760	7,655	9,785	675	534	6,041	8,086	\$ 172	\$ 201	\$ 190	\$ 185	9,359	8,731	162	174	
									Median > \$300K	\$ 489	\$ 592	\$ 540	\$ 540				

Overall Market Statistics By Area

	# Pending				# Closed				Median Closed Price (,000's)				Inventory		Average DOM	
	July 2009	July 2010	12-month ending 7/2009	12-month ending 7/2010	July 2009	July 2010	12-month ending 7/2009	12-month ending 7/2010	July 2009	July 2010	12-month ending 7/2009	12-month ending 7/2010	July 2009	July 2010	July 2009	July 2010
Naples Beach	99	112	1,157	1,553	104	114	1,005	1,427	\$ 502	\$ 660	\$ 550	\$ 540	2,286	2,074	231	244
North Naples	190	206	1,894	2,576	189	142	1,590	2,145	\$ 245	\$ 255	\$ 255	\$ 245	2,402	2,223	174	167
Central Naples	165	173	1,620	2,028	128	111	1,220	1,603	\$ 116	\$ 116	\$ 124	\$ 121	1,484	1,510	131	144
South Naples	90	82	974	1,381	86	53	805	1,169	\$ 161	\$ 140	\$ 150	\$ 149	1,368	1,227	163	149
East Naples	199	180	1,930	2,128	161	107	1,364	1,645	\$ 125	\$ 149	\$ 143	\$ 150	1,653	1,531	132	156
Immokalee/Ave Maria	5	2	32	52	2	4	16	43	\$ 53	\$ 56	\$ 89	\$ 60	27	26	95	146
TOTAL	748	755	7,607	9,718	670	531	6,000	8,032	\$ 172	\$ 200	\$ 190	\$ 185	9,220	8,591	163	174

Legend

Geographic Location	USPS Zip Codes
Naples Beach:	34102, 34103, 34108
North Naples:	34109, 34110, 34119
Central Naples:	34104, 34105, 34116
South Naples:	34112, 34113
East Naples:	34114, 34117, 34120, 34137
Immokalee/Ave Maria:	34142

Calculations are based on property listings that exist within SunshineMLS. Only properties in Collier County, excluding Marco Island, are included. *Counts for breakdowns of available inventory for prior years are unavailable. **Median Sold Prices are unavailable for periods with zero sales reported. The median refers to the middle value in a set of statistical values that are arranged in ascending or descending order, in this case prices at which homes were actually sold. Data entry anomalies and non-Naples zip codes may result in minor discrepancies. However, these anomalies are statistically insignificant.

Single Family Homes are tabulated using properties with a building design of Single Family, Villa Detached, or Manufactured. Condo units are tabulated using properties with a building design of Low-Rise, Mid-Rise, High-Rise, or Villa Attached.



Real life. Real answers.

239.597.1666
239.597.7725 Fax

www.NABOR.com
www.NaplesArea.com

1455 Pine Ridge Road
Naples, FL 34109



Single Family Home Statistics By Price

	# Pending				# Closed				Median Closed Price (,000's)				Inventory		Average DOM	
	July 2009	July 2010	12-month ending 7/2009	12-month ending 7/2010	July 2009	July 2010	12-month ending 7/2009	12-month ending 7/2010	July 2009	July 2010	12-month ending 7/2009	12-month ending 7/2010	July 2009	July 2010	July 2009	July 2010
	\$0-\$300K	308	309	3,112	3,332	240	161	2,248	2,663	\$ 120	\$ 125	\$ 130	\$ 135	1,638	1,844	108
\$300K-\$500K	76	60	634	839	78	47	523	681	\$ 391	\$ 385	\$ 376	\$ 375	919	795	172	163
\$500K-\$1M	37	25	408	484	34	35	330	420	\$ 657	\$ 702	\$ 653	\$ 664	780	682	176	233
\$1M-\$2M	12	24	157	269	13	22	138	211	\$ 1,300	\$ 1,230	\$ 1,370	\$ 1,300	525	464	415	254
\$2M+	10	14	132	172	9	19	116	142	\$ 3,350	\$ 4,100	\$ 3,000	\$ 3,075	520	405	523	351
TOTAL	443	432	4,443	5,096	374	284	3,355	4,117	\$ 185	\$ 237	\$ 195	\$ 205	4,382	4,190	151	170

Single Family Home Statistics By Area

	# Pending				# Closed				Median Closed Price (,000's)				Inventory		Average DOM	
	July 2009	July 2010	12-month ending 7/2009	12-month ending 7/2010	July 2009	July 2010	12-month ending 7/2009	12-month ending 7/2010	July 2009	July 2010	12-month ending 7/2009	12-month ending 7/2010	July 2009	July 2010	July 2009	July 2010
	Naples Beach	39	56	516	661	45	52	432	570	\$ 500	\$ 1,117	\$ 587	\$ 655	863	771	200
North Naples	92	81	817	1,061	90	59	702	915	\$ 372	\$ 391	\$ 370	\$ 360	1,088	1,002	187	166
Central Naples	85	106	917	1,069	61	59	669	820	\$ 139	\$ 165	\$ 127	\$ 135	731	797	141	140
South Naples	51	32	492	605	44	29	393	507	\$ 197	\$ 140	\$ 180	\$ 190	553	488	143	167
East Naples	169	151	1,647	1,611	131	79	1,124	1,233	\$ 113	\$ 124	\$ 129	\$ 133	1,043	1,030	117	131
Immokalee/Ave Maria	5	2	26	44	2	4	12	38	\$ 53	\$ 56	\$ 71	\$ 61	20	14	95	146
TOTAL	441	428	4,415	5,051	373	282	3,332	4,083	\$ 185	\$ 237	\$ 194	\$ 205	4,298	4,102	151	171

Legend

Geographic Location	USPS Zip Codes
Naples Beach:	34102, 34103, 34108
North Naples:	34109, 34110, 34119
Central Naples:	34104, 34105, 34116
South Naples:	34112, 34113
East Naples:	34114, 34117, 34120, 34137
Immokalee/Ave Maria:	34142

Calculations are based on property listings that exist within SunshineMLS. Only properties in Collier County, excluding Marco Island, are included. *Counts for breakdowns of available inventory for prior years are unavailable. **Median Sold Prices are unavailable for periods with zero sales reported. The median refers to the middle value in a set of statistical values that are arranged in ascending or descending order, in this case prices at which homes were actually sold. Data entry anomalies and non-Naples zip codes may result in minor discrepancies. However, these anomalies are statistically insignificant.

Single Family Homes are tabulated using properties with a building design of Single Family, Villa Detached, or Manufactured. Condo units are tabulated using properties with a building design of Low-Rise, Mid-Rise, High-Rise, or Villa Attached.



Real life. Real answers.

239.597.1666
239.597.7725 Fax

www.NABOR.com
www.NaplesArea.com

1455 Pine Ridge Road
Naples, FL 34109



Condominium Statistics By Price

	# Pending				# Closed				Median Closed Price (,000's)				Inventory		Average DOM	
	July 2009	July 2010	12-month ending 7/2009	12-month ending 7/2010	July 2009	July 2010	12-month ending 7/2009	12-month ending 7/2010	July 2009	July 2010	12-month ending 7/2009	12-month ending 7/2010	July 2009	July 2010	July 2009	July 2010
	\$0-\$300K	241	268	2,381	3,517	234	173	1,958	2,955	\$ 135	\$ 125	\$ 148	\$ 140	2,744	2,753	153
\$300K-\$500K	32	21	357	519	28	35	316	442	\$ 372	\$ 375	\$ 375	\$ 375	872	695	260	183
\$500K-\$1M	26	27	310	434	28	32	256	374	\$ 597	\$ 675	\$ 650	\$ 650	880	704	271	295
\$1M-\$2M	5	7	105	143	7	9	103	130	\$ 1,298	\$ 1,350	\$ 1,350	\$ 1,332	316	268	174	204
\$2M+	5	5	59	76	4	1	53	68	\$ 2,550	\$ 2,350	\$ 2,600	\$ 2,797	165	121	247	171
TOTAL	309	328	3,212	4,689	301	250	2,686	3,969	\$ 160	\$ 172	\$ 187	\$ 170	4,977	4,541	177	179

Condominium Statistics By Area

	# Pending				# Closed				Median Closed Price (,000's)				Inventory		Average DOM	
	July 2009	July 2010	12-month ending 7/2009	12-month ending 7/2010	July 2009	July 2010	12-month ending 7/2009	12-month ending 7/2010	July 2009	July 2010	12-month ending 7/2009	12-month ending 7/2010	July 2009	July 2010	July 2009	July 2010
	Naples Beach	60	56	641	892	59	62	573	857	\$ 470	\$ 483	\$ 548	\$ 500	1,423	1,303	254
North Naples	98	125	1,077	1,515	99	83	888	1,230	\$ 150	\$ 150	\$ 187	\$ 168	1,314	1,222	162	169
Central Naples	80	67	703	959	67	52	551	783	\$ 100	\$ 87	\$ 120	\$ 110	753	713	122	147
South Naples	39	50	482	776	42	24	412	662	\$ 147	\$ 142	\$ 140	\$ 135	815	739	184	128
East Naples	30	29	283	517	30	28	240	412	\$ 203	\$ 173	\$ 218	\$ 200	610	501	194	221
Immokalee/Ave Maria	0	0	6	8	0	0	4	5	\$	\$	\$ 226	\$ 25	7	12	0	0
TOTAL	307	327	3,192	4,667	297	249	2,668	3,949	\$ 160	\$ 172	\$ 185	\$ 170	4,922	4,490	178	179

Legend

Geographic Location	USPS Zip Codes
Naples Beach:	34102, 34103, 34108
North Naples:	34109, 34110, 34119
Central Naples:	34104, 34105, 34116
South Naples:	34112, 34113
East Naples:	34114, 34117, 34120, 34137
Immokalee/Ave Maria:	34142

Calculations are based on property listings that exist within SunshineMLS. Only properties in Collier County, excluding Marco Island, are included. *Counts for breakdowns of available inventory for prior years are unavailable. **Median Sold Prices are unavailable for periods with zero sales reported.

The median refers to the middle value in a set of statistical values that are arranged in ascending or descending order, in this case prices at which homes were actually sold. Data entry anomalies and non-Naples zip codes may result in minor discrepancies. However, these anomalies are statistically insignificant.

Single Family Homes are tabulated using properties with a building design of Single Family, Villa Detached, or Manufactured. Condo units are tabulated using properties with a building design of Low-Rise, Mid-Rise, High-Rise, or Villa Attached.



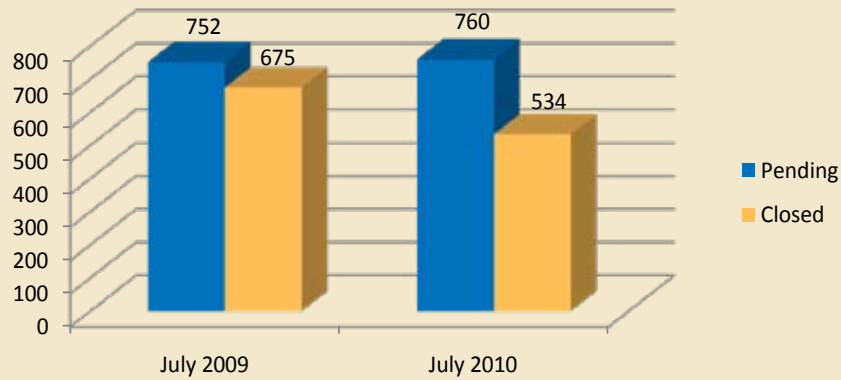
Real life. Real answers.

239.597.1666
239.597.7725 Fax

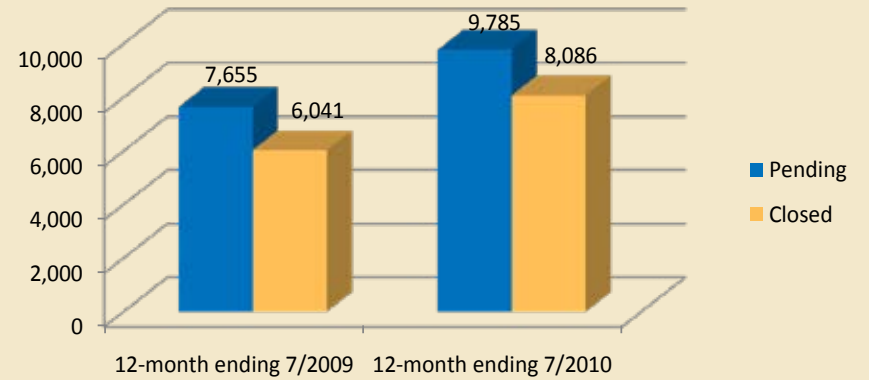
www.NABOR.com
www.NaplesArea.com

1455 Pine Ridge Road
Naples, FL 34109

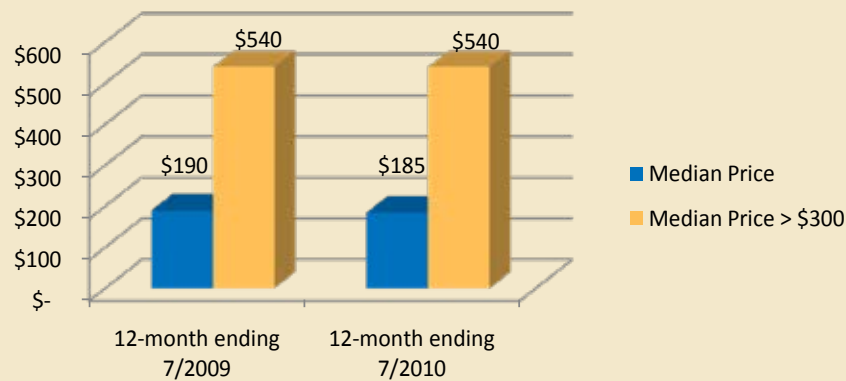
Pending



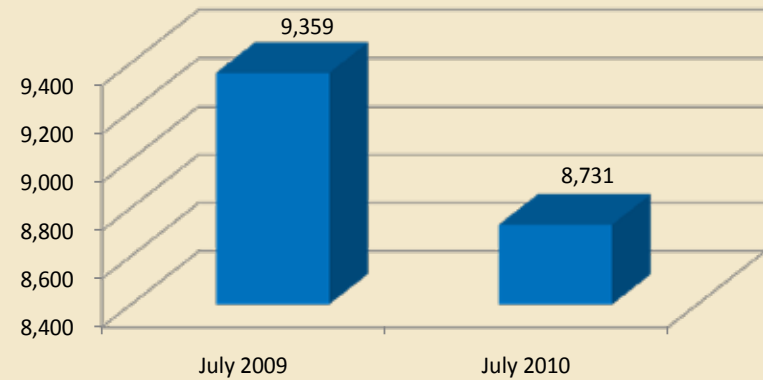
Closed



Median Price



Inventory



Overall

Calculations are based on property listings that exist within SunshineMLS. Only properties in Collier County, excluding Marco Island, are included.